


## 50/60HZ PCB MOUNT TRANSFORMERS – EI RANGE

# 10W EI 48-16.8-PE4816 SERIES



### FEATURES:

- Vacuum filling
- Two compartments bobbins
- Self-extinguishing plastics UL 94 VO
- Degree of protection IP 00
- 300 grams weight

### OPTIONS:

- Bulk packaging is standard
- Custom design available

### COMMON APPLICATIONS:

- Medical equipments
- Industrial equipments
- Industrial controls
- Test equipment
- Industrial computers
- Avionics & telecom

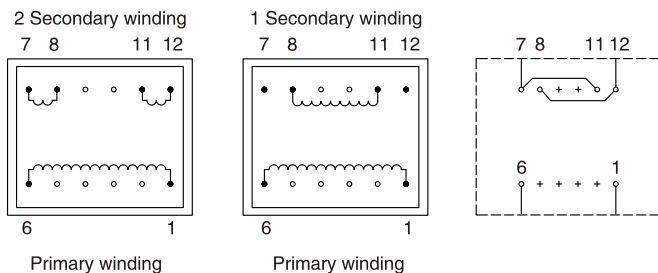
## ELECTRICAL CHARACTERISTICS

PRIMARY VOLTAGE: 230						PRIMARY VOLTAGE: 115					
Part Number	Secondary voltage V	Secondary Current mA	No-load voltage V	Ambient Temperature °C	Rating VA	Part Number	Secondary voltage V	Secondary Current mA	No-load voltage V	Ambient Temperature °C	Rating VA
PE481665	6	1667	7.2	T50B	10	PE481677	6	1667	7.2	T50B	10
PE481666	9	1111	10.8	T50B	10	PE481678	9	1111	10.8	T50B	10
PE481667	12	833	14.4	T50B	10	PE481679	12	833	14.4	T50B	10
PE481668	15	667	18.1	T50B	10	PE481680	15	667	18.1	T50B	10
PE481669	18	556	21.6	T50B	10	PE481681	18	556	21.6	T50B	10
PE481670	24	417	28.9	T50B	10	PE481682	24	417	28.9	T50B	10
PE481671	2 × 6	2 × 833	2 × 7.2	T50B	10	PE481683	2 × 6	2 × 833	2 × 7.2	T50B	10
PE481672	2 × 9	2 × 556	2 × 10.8	T50B	10	PE481684	2 × 9	2 × 556	2 × 10.8	T50B	10
PE481673	2 × 12	2 × 417	2 × 14.4	T50B	10	PE481685	2 × 12	2 × 417	2 × 14.4	T50B	10
PE481674	2 × 15	2 × 333	2 × 18.1	T50B	10	PE481686	2 × 15	2 × 333	2 × 18.1	T50B	10
PE481675	2 × 18	2 × 278	2 × 21.6	T50B	10	PE481687	2 × 18	2 × 278	2 × 21.6	T50B	10
PE481676*	2 × 24	2 × 208	2 × 28.9	T50B	10	PE481688	2 × 24	2 × 208	2 × 28.9	T50B	10

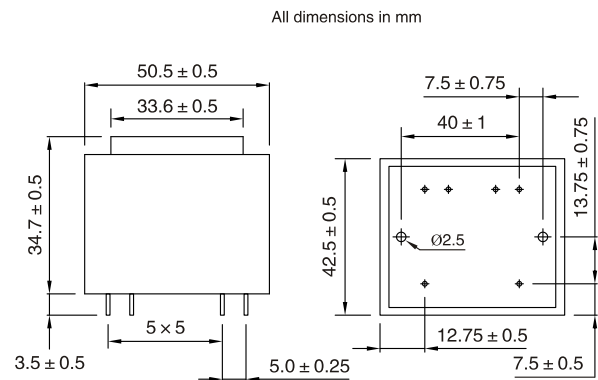
\* To be noted : marked transformers are non-approved. Protection transformers according to EN 60742 circuit isolation transformer.

## TECHNICAL INFORMATION

- Resin class B CEI 85 (20 000 h testing to CEI 126)
- Fuse protection on primary side (see diagram) to be assumed by customer
- 30 V and 36 V models are VDE EN 60742 certified (production on request)
- Insulation voltage 4 KV
- 100% tested production
- Certification : CCA procedure on request



## PHYSICAL CHARACTERISTICS



Recommended Drill-hole Diameter for 1.3mm pins  
 Recommended Drill-hole Diameter for Mountings=4mm